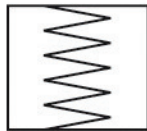




JOINTING RECOMMENDATION

FOR NITTA BELTS

► **NITTA BELT TYPE:** 2 LRF 909 RB



FINGER JOINT

Possible

Preparations

Foil on top

PVC black



FINGER-OVERLAP-FINGER JOINT

Recommended

Preparations

Foil between plies

PVC black



STEPPED JOINT

Possible

Preparations

Length of joint LJ

60 mm mm

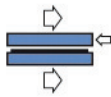
Insert length IL

10 mm mm

Overlap length OL

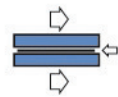
10 mm mm

Press temperatures (°C)



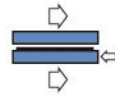
Top

178



Thermocouple

170



Bottom

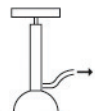
178



Cooling

80

Pressure



(bar)

1.5

Building sequence in press:

Top element
Fibre glass board
RB Silicone profile cloth
Prepared joint
SL-50 silicone cloth
Fibre glass board
Bottom element

Special Instructions

This sheet must be considered as a guideline only. Every jointing press is different and may call for different press settings. Nitta Corporation of Holland B.V. recommends therefore that every operator makes his own test joints with his equipment and determines the final jointing data based on these tests.



**NITTA CORPORATION
OF HOLLAND B.V.**

Berenkoog 25 - 1822 BH Alkmaar - Phone +31.72.562 22 34 - Fax +31.72.561 32 38 - E-mail sales@nitta.nl - www.nitta.nl

Date of issue: 28-06-2012