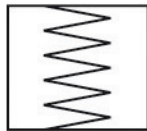




JOINTING RECOMMENDATION

FOR NITTA BELTS

► **NITTA BELT TYPE:** 2 LRF 272 RT 55°



FINGER JOINT

Possible

Preparations

Foil on top

PVC Nitta colour



FINGER-OVERLAP-FINGER JOINT

Recommended

Preparations

Foil between plies

PVC Nitta colour



STEPPED JOINT

Possible

Preparations

Length of joint LJ

60 mm mm

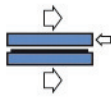
Insert length IL

10 mm mm

Overlap length OL

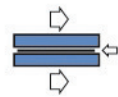
10 mm mm

Press temperatures (°C)



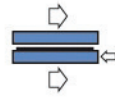
Top

177



Thermocouple

170



Bottom

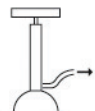
173



Cooling

80

Pressure



(bar)

1.5

Building sequence in press:

Top element
 Fibre glass board
 RT Silicone profile cloth
 Prepared joint
 SL-50 silicone cloth
 Fibre glass board
 Bottom element

Special Instructions

This sheet must be considered as a guideline only. Every jointing press is different and may call for different press settings. Nitta Corporation of Holland B.V. recommends therefore that every operator makes his own test joints with his equipment and determines the final jointing data based on these tests.



**NITTA CORPORATION
OF HOLLAND B.V.**

Berenkoog 25 - 1822 BH Alkmaar - Phone +31.72.562 22 34 - Fax +31.72.561 32 38 - E-mail sales@nitta.nl - www.nitta.nl

Date of issue: 28-06-2012