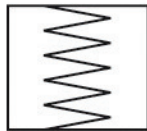




JOINTING RECOMMENDATION

FOR NITTA BELTS

► **NITTA BELT TYPE:** 2 LRF 105 LD



FINGER JOINT

Possible

Preparations
Foil on top



FINGER-OVERLAP-FINGER JOINT

Recommended

Preparations
Foil between plies

PVC grey



STEPPED JOINT

Possible

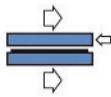
Preparations
Length of joint LJ
Insert length IL
Overlap length OL

60 mm mm

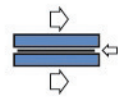
10 mm mm

10 mm mm

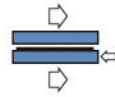
Press temperatures (°C)



Top
178



Thermocouple
170

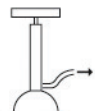


Bottom
178



Cooling
80

Pressure



(bar)
1.5

Building sequence in press:

Top element
Fibre glass board
LD Silicone profile cloth
Prepared joint
SL-50 silicone cloth
Fibre glass board
Bottom element

Special Instructions

This sheet must be considered as a guideline only. Every jointing press is different and may call for different press settings. Nitta Corporation of Holland B.V. recommends therefore that every operator makes his own test joints with his equipment and determines the final jointing data based on these tests.



**NITTA CORPORATION
OF HOLLAND B.V.**

Berenkoog 25 - 1822 BH Alkmaar - Phone +31.72.562 22 34 - Fax +31.72.561 32 38 - E-mail sales@nitta.nl - www.nitta.nl

Date of issue: 28-06-2012